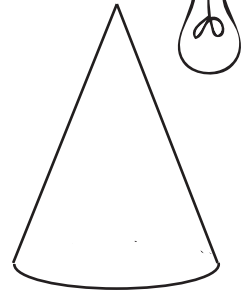

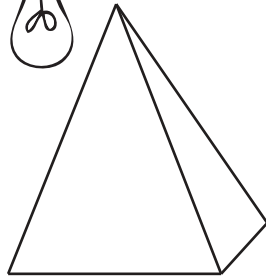



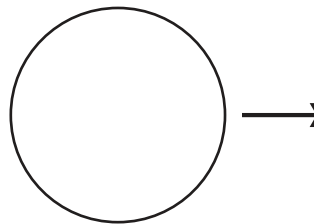
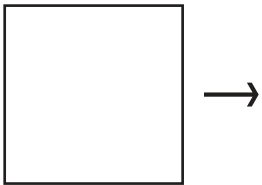

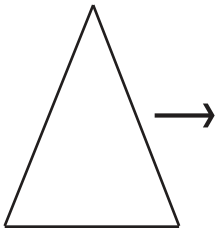
Add shading and cast shadows to the shapes to create the impression of FORM.
Pay attention to the light source when shading.



Draw an example of GEOMETRIC FORMS.

Draw an example of BIOMETRIC FORM.

Draw the FORM version of the shapes. Label the FORM once you are finished.



FORM

NAME: _____

ELEMENTS OF ART